

BAHAMAS TRAVEL GUIDE





Bahamas

HERE IS THE ESSENTIAL BOATJUMP GUIDE FOR VISITORS
TO THESE BEAUTIFUL ISLANDS.

Crystal-clear water and perfect weather year-round make The Bahamas one of the most popular sailing destinations in the world. Warm, gentle trade wind and with 700

islands and thousands of - mostly uninhabited- cays to explore and world class diving, it is a perfect choice for novice sailors and a family vacation to remember.



ENTRY REQUIREMENTS

A valid passport is required for entry, with 2 blank pages for entry stamp.

US citizens do not require visas.

As with many destinations, proof of sufficient funds to stay in the islands and / or accommodation reservations as well as proof of onward travel may be asked for.

CUSTOMS

You can bring in food, but not fresh fruits, vegetables or dairy products. All meats must be canned. A full list of prohibited goods and import duties can be found here <http://bit.ly/2V6N7Fd>

Determining what you can take home depends on your country of origin. Check with your country's customs agency for clarification. US Customs and Border Protection has details for citizens of the United States. More information here <http://bit.ly/2UWbs0z>

Save your receipts, as a customs agent may ask to see them.

HEALTH and SAFETY

It is essential that all your basic vaccinations are up to date.

You can view all vaccination requirements for the islands here: <http://bit.ly/2TX2fot>

The islands are in general a low crime area, however as with anywhere use sensible precautions. Up to date travel safety information can be found here <http://bit.ly/2NgHCKJ>

TRAVEL INSURANCE

Travel insurance is essential when you plan to travel to the islands.

We can provide you with information so you are properly covered for your upcoming trip.





CURRENCY

Local currency is the Bahamian Dollar which is pegged to the US dollar, so they are equal and interchangeable.

BANKING SERVICES

On New Providence Island and Paradise Island, there are plenty of ATMs, including one at the Nassau International Airport. There are fewer ATMs on Grand Bahama Island, but those that are there are strategically located such as the airport and the casino. Very few ATMs are in the Out Islands.

CELLULAR PHONES & WI-FI

The country code is 1; the area code is 242.

You can call the Bahamas from the United States by just dialling 1, the area code 242, and the 7-digit number.

To call the U.S. from the Bahamas, just dial 1 plus the area code and the number. Avoid making expensive international calls from hotels unless it is essential.

SIM cards are easy to get at local shops in Nassau, Freeport and at large marinas.

Almost all hotels have Wi-Fi, although speeds can be very slow on the more remote islands.

We strongly recommend that you bring all necessary adaptors and cables for charging your electronics with you. You will find free Wi-Fi in most of the marinas and many of the hotels and restaurants. If you would like to have Wi-Fi on your yacht, most charter providers can organize this for you.

DEPARTURE TAX

Departure Tax- or Passenger Tax- is collected from all persons departing for a port outside the Bahamas. This tax of BS\$15.00 is collected from every person 6 years and older.





How to get there

AIRPORT

Nassau Lynden Pindling International Airport - LPIA - is the main international gateway to The Bahamas. The Bahamas' proximity to Florida means regular flights from Miami, Fort Lauderdale and Orlando. A full up to date list of airlines serving the airport is here <http://bit.ly/2SRVfNd>

MARINAS

1. PALM CAY MARINA Tel +1 242 324 5132
Yamacraw Hill Road, Nassau,

2. HARBOUR VIEW MARINA Tel +1 242 367 2700
Marsh Harbour.

*You can find a comprehensive guide to all marinas on the islands with contact details, GPS coordinates and lots of other useful information here: <http://bit.ly/2Eo0z2h>

EMERGENCY NUMBERS


In case of emergency you can call the base. We will provide you with the information of the contact person once you booked your charter.

OTHER HELPFUL NUMBERS ARE:

EMERGENCY (Police / Fire / Ambulance)

911 or 919





CREW

The decision whether you want to take the sails in your own hands or leave that to a local skipper, is totally up to you.

Either has its advantages and disadvantages. The same applies to whether you want to hire a cook. Most charter companies will offer same or similar services.

CHECKOUT CAPTAINS

If it has been a while since you last sailed and you're feeling a little rusty, or perhaps you are newly qualified and want to boost your confidence or maybe you have not sailed much before.

We recommend that you hire a checkout captain for the first day or so. The captain will go through all the manoeuvres with you, docking, anchoring, mooring, taking the sails out, taking them in, boat systems and anything else you would like to go through.

CAPTAINS


If you would like to hire a professional captain to take the pressure off your crew or perhaps you do not know how to sail, hire a captain.

Your captain can help you to plan your itinerary, to make sure you squeeze in all the best sights and not miss any secret places. When you hire a captain, it is important to keep in mind that you will be responsible for his provisioning. Usually, the captains are used to eating whatever is on your meal plan. When you go onshore for lunch or dinner, it would be a nice gesture to bring the captain along.

Please make sure there is enough food on board, or alternatively you can provide the captain with some cash - \$20 is usual - for dinner.

ASA CAPTAINS

Some charter companies are accredited ASA (American Sailing Association) sailing schools. If you are interested in taking some courses while you chartering in the islands, please let us know so we can provide you with the information and look for the right boat.





Hotels and accommodation

From luxury villas that have hosted rock stars and royalty to locally owned guest houses for under US\$100 a night, the islands have a range of accommodations to cover all needs.

SLEEP ABOARD

If you are arriving a day before your charter you can consider sleeping aboard. The cost varies from charter company to charter company and is subject to availability of the boat. Please inform us if you wish to inquire for a possible sleep aboard.

There really is nothing like the sound of the waves gently lapping at the side of the boat to send you to sleep with sweet dreams. And you will of course wake up on board with smell of the sea.

ACCOMMODATION ON THE ISLANDS




TRIPADVISOR
visitors highest rated
hotels on the islands.




AIRBNB
rentals.



FODOR'S
guide to hotels
in Bahamas.





Local weather and Sailing conditions

The trade winds that blow almost continually throughout The Bahamas give the islands a warm and pleasant climate. The most refreshing time of year is from December through February when the temperature averages 70-75°F. Temperatures for the rest of the year average between 80-85F. Average wind speeds are between 5 and 20 knots. Winds and currents favor the passage south. A recommended weather page is the **INTELLICAST** animated Caribbean satellite overview. It lets you see exactly what you are dealing with and if you want a broader view, you can have a look at the Atlantic satellite.

If you want to check out current wind conditions, visit **WINDFINDER**.


HURRICANES

The hurricane season lasts from June through November. Hurricanes do not occur in the Bahamas as frequently as they do along the east coast of the US mainland. If you are planning on visiting during hurricane season then comprehensive travel insurance is recommended.

ENVIRONMENT

The islands is a nature paradise that welcomes sailors from all over the world to explore the unspoiled islands. Here are some eco-friendly suggestions to help keep the local environment beautiful and clean:

- DO NOT USE PLASTIC PLATES, CUTLERY, GLASSES OR SINGLE USE PLASTIC BAGS.
- BUY GALLONS OF WATER INSTEAD OF SMALL PERSONAL PLASTIC BOTTLES.
- NEVER, EVER DROP ANCHOR OVER A CORAL BED.



Extras

Depending on the charter company you have booked your charter with, there will be different extras to choose from.

We recommend you to let us know in advance if you would like to rent any of the extras. Here are some examples:

1. PROVISIONS

If your charter is bareboat, even with a crew, you will need to provision yourself.

In order to better plan your meals for the week, we suggest that you order your groceries online in advance. It is generally safe to order your provisioning about 2 weeks ahead of your arrival date for delivery to your yacht.

If hiring crew, please remember that you are responsible for supplying their provisions as well, so please consider them when planning your food & beverage budget.

In the Bahamas there are two good provisioning grocery stores in Abacos, Great Exuma, Nassau and Freeport that do a great job of catering to sailors. You can order the provisions in advance online and they will deliver everything to you.

These are a couple of companies where you can order online in advance of your trip:

1. ISLAND PURVEYORS <http://www.islandpurveyors.net/>
2. FOOD STORE 2 GO <https://www.foodstore2go.com/>

2. STAND-UP PADDLE BOARDS

3. KAYAKS

4. KITCHEN EQUIPMENT

Many boats will have kitchens with basic equipment. However, if you want something particular such as a blender, let us know.

5. FISHING EQUIPMENT

There is some great fishing in local waters. However, please be aware that there are strict rules for recreational fishing. All 'game' fish such as marlin are 'catch and release'. Hence, the boat you are chartering needs to be registered with the local authorities. Please inquire with your booking agent at Boatjump what possibilities you have in regards to fishing on your charter. Some companies will be able to provide you with fishing equipment. Many people drag a hand line behind the boat with a "teaser" and/or baited line. Kingfish, mahi and wahoo or the ever-present barracuda may just hook up and you'll have your own fresh fish to eat. It of course always tastes better when you've caught it yourself.



6. SCUBA DIVING & SNORKELLING

Diving and snorkeling in the Bahamas is spectacular, and ranges from incredible shipwrecks teeming with marine life to stunning coral reefs. Beginners can find shallow reef diving and snorkeling on almost every one of the hundreds of islands. Best diving conditions are generally from October through June. November through May is best for shark diving, but it's also high season so advance booking is essential.

Here are 5 recommended dive sites in the Bahamas:

1. JAMES BOND WRECKS: James Bond fans will recognize two wrecks in Nassau; the Vulcan Bomber appeared in 'Thunderball' and the close by Tears of Allah wreck featured in 'Never Say Never'. Both are about 12 meters deep and covered in corals and sponges, attracting plenty of marine life.

2. RUNWAY WALL: Off Nassau, this is one of the best places in the islands to get up close with reef sharks. As this dive site is in only 12 meters of water, it is open to all levels of diver.

3. THE CRATER: Just off Small Hope Bay near Andros Island, this must-dive site is a blue hole that opens up into a deep cave system below. Only divers with proper certifications should explore its depths, but all divers can experience the beauty of this dive site at the edges of the crater which is home to turtles, rays and much more.

4. THE WASHING MACHINE: Exumas are home to the Bahamas National Trust's Land and Sea Park. Outside the park, in the northern section of the Exuma Cays is a site known as the Washing Machine, a fun drift dive that will spin you around, hence 'The Washing Machine'. Once released from the current, divers will find themselves over a beautiful colorful coral reef. Because of the currents this site is for experienced divers.

5. TIGER BEACH: Close to Grand Bahama, this is the spot to dive with tiger sharks from October to January. Along an area of shallow reef and white sandy bottom, tiger and lemon sharks have been spotted. These are wild sharks in the open ocean; divers should exercise care.



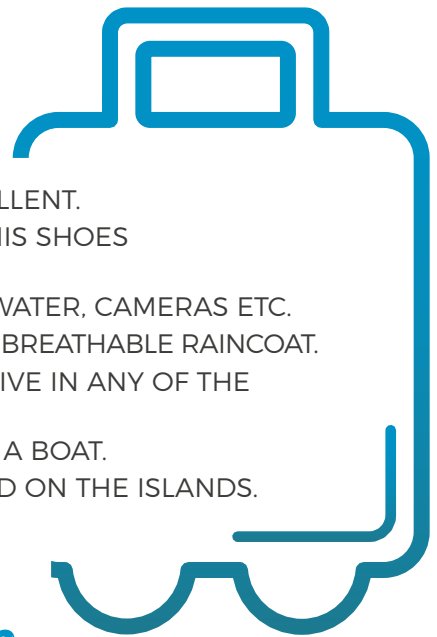
What to pack

It is normal that you pack more than necessary especially when it is your first charter in the Bahamas. As space on the yacht is limited, find here a guide on what to pack to make sure your group is comfortable on the yacht.

The more you bring, the more you have to carry around and store aboard the yacht. Be aware to bring a soft type bag instead of hard suit cases because there will be no space to store them on the yacht.

PACKING LIST

- SHORTS, T-SHIRTS, AND CASUAL, LIGHTWEIGHT CLOTHING.
- SUN VISORS.
- BATHING SUITS.
- SELECTION OF SUNSCREEN, AFTER SUN AND INSECT REPELLENT.
- FLIP FLOPS AND A PAIR OF BOATING TYPE SHOES OR TENNIS SHOES WITH WHITE NON-SKID SOLES.
- SMALL DAYPACK FOR ONSHORE ADVENTURES TO CARRY WATER, CAMERAS ETC.
- YOU MAY LIKE TO BRING A LIGHT SWEATER OR JACKET, OR A BREATHABLE RAINCOAT.
- SNORKEL AND MASK IF YOU ARE ATTACHED TO PLAN TO DIVE IN ANY OF THE MORE FORMAL ESTABLISHMENTS.
- EARPLUGS. THERE CAN BE A LOT OF UNUSUAL NOISES ON A BOAT.
- A COUPLE OF GOOD BOOKS, THEY ARE VERY HARD TO FIND ON THE ISLANDS.
- A FEW ZIP LOCK BAGS. KEEPS EVERYTHING WATERPROOF.
- SPARE BATTERIES FOR YOUR CAMERA.



What not to pack

- DO NOT BRING LARGE SUITCASES.
- FOODSTUFFS.
- CHECK THAT ANY PRESCRIBED MEDICINES ARE LEGAL IN THE BAHAMAS.
- VALUABLE JEWELLERY OR ITEMS WITH A SENTIMENTAL VALUE.
- PERFUMES OR VERY SCENTED SOAPS ETC. THE BITING INSECTS WILL HEAD STRAIGHT FOR YOU.

Think about how many electronic goods you really need to bring. You're on vacation remember.

DRONES: In order to import a drone a Certificate of Registration must first be secured from the Civil Aviation Department. The Customs Department will detain drones at the border if a Certificate of Registration has not been obtained. If you are bringing a drone ensure the batteries are packed in a separate fireproof bag, this enables you to take them onboard aircraft. To register your drone online visit the Bahamas Civil Aviation page here <http://www.bcaa.gov.bs/>





Eating and drinking

THE BAHAMAS IS HOME TO SOME OF THE BEST DINING IN THE CARIBBEAN.

From conch fritters at a local beach shack to fine dining with sunset views you will be spoiled for choice. Seafood is obviously the first choice for eating, however as an international visitor destination the Bahamas has dishes to satisfy all tastes.

Remember, this is the Caribbean, life moves at a different pace, and of course as in anywhere in the world, places come and go. In high season, advance reservations are strongly advised.





Here are our top 5 recommendations

FINE DINING \\\ ☎ +1 242 333 2053

1 The British colonial style Rock House Resort on Harbour Island is home to the Rock House Restaurant, one of the best restaurants on the islands. A Bahamian and Mediterranean influenced menu with fresh local seafood and locally grown produce used extensively. The fine dining options include a seating area on the terrace overlooking the bay with its stunning sunsets or at the Chef's Table.

Find out more: <http://bit.ly/2E0V349>

LOCAL VIBES \\\ ☎ +1 242 345 4100

2 The Tropic Breeze Beach Bar & Grill is right on a beautiful white sand beach in Georgetown. Enjoy Bahamian inspired food like lobster poppers, seafood nachos and some of the best chicken wings you've ever tasted.

Find out more: <http://bit.ly/2NkPd1M>

SEAFOOD SEAFRONT \\\ ☎ +1 242 425 7275

3 For lovers of local seafood head to Arawak Cay in Nassau, known collectively as the 'Fish Fry'. Here on the beachfront more than 30 conch stands, bars, jerk joints and seafood restaurants serve up local favorites such as conch salad, blackened snapper and lobster tails.

Find out more: <http://bit.ly/2XhAVne>

LAZY LUNCH \\\ ☎ +1 242 333 3316

4 Overlooking the pink sand beach of Harbour Island, Sip Sip is a very popular local lunch spot. The menu changes daily to reflect what's available locally but the large lobster quesadillas are always available.

Find out more: <http://bit.ly/2EqtdGp>

QUAINT AND QUIRKY \\\ ☎ +1 242 337 9956

5 Max's Conch Bar and Grill is a roadside open-air restaurant in Deadman's Cay, Long Island. Many people say it is the best place to eat conch salad in all of the Bahamas. Hogfish Parmesan and groupers fingers get high marks as does the friendly service.

Find out more: <http://bit.ly/2BPvdzA>

Suggested itinerary


BAHAMAS 7 DAY SAILING YACHT CHARTER ITINERARY

HERE IS A SUGGESTED 7-DAY ITINERARY
FOR YOUR SAILING TRIP IN THE BAHAMAS:




NASSAU

Arrive at the marina, organize your provisioning, finish with your technical and area briefings and get ready to set sail the following morning. Explore the surrounding area of Nassau, or alternatively head into the town itself to pick up any items you might need for the yacht or enjoy a relaxed lunch at one of the many excellent local restaurants. Mooring overnight in the Marina.



HIGHBOURNE CAY

Set off early in the morning and head towards the private island of Highbourne Cay. Walking distance from the marina are 8 beautiful beaches with white sand and crystal-clear water to swim and snorkel in.





ALLAN'S CAY and WARDERICK WELLS CAY

Head to Allen's Cays after breakfast. These beautiful cays are home to the Allen's Cay Iguana. They are friendly and welcoming to visitors and there are more than a thousand on the main island. Tourists do feed them, however the famous 'swimming pigs' on a nearby island have been almost wiped out partly due to this practice. So best to remember the saying, 'Take nothing but pictures. Leave nothing but footprints. Kill nothing but time.' Head south to Warderick Wells Cay after lunch.



WARDERICK WELLS CAY

Warderick Wells Cay is the center of the Exumas Cays Land and Sea Park. This is a protected area and fishing is prohibited. However, scuba diving and snorkeling in the pristine waters of this marine park is allowed and highly recommended. You can hire kayaks at the Park Headquarters. There are several nature trails on the island, including one through thick fan palms and a lunar like landscape to the top of Boo Boo Hill to take in a truly spectacular view of the Exumas.



SHROUD CAY

Shroud Cay is an uninhabited island consisting of an archipelago of rocks and a shallow tidal mangrove creek making for a perfect habitat for lobster, conch, sea turtles, fish and seabirds. This is a great place for snorkeling and kayaking here is great. Dine aboard your yacht in the evening as you watch the breathtaking sunset over the horizon.





NORMAN'S CAY

Less than hours sailing from Shroud Cay is Norman's Cays. Located on the north edge of Norman's Cay, Saddleback Cay beach is a secluded, unspoiled spot that can only be reached by boat. Close by is Ships Channel Cay, a lush, green island surrounded by some of the bluest water and softest white sand in all of the Caribbean. Stop off at McDuff's for a burger and beer.



PARADISE ISLAND

On your final day, head for Nassau and stop at Paradise Island. Any kids on board will love the 141-acre Waterpark Aquaventure. For those looking to chill out on the sand, Cabbage Beach is one of the most beautiful soft, white sand beaches in the Bahamas.



NASSAU

Your final stop after a week that you will always remember.





We hope that you find our guide useful, please contact us if you have any suggestions for updates or improvements.
WE VALUE YOUR FEEDBACK.

FOLLOW US ON SOCIAL MEDIA



and good sailing

